

3.5 Message Control Items

In using NACCS, the following items are used to identify processing results messages responding to processing request message and to construct messages.

Table 3.5.1 summarizes the outline of message control items.

Table 3.5.1 Outline of Message Control Items

Field name	Outline	Usage
Input Message ID	"Input Message ID" set in the processing request message is reflected in the processing result message responding to the processing request message.	To identify processing result messages responding to processing request messages.
Message Tag	To match Processing request message and its corresponding processing result message.	To identify processing result messages responding to processing request messages and to identify a series of processing result messages responding to processing request message.
Index Tag	In inquiry processing, if the processing result message exceeds the maximum message length specified in Procedure Specifications, and does not fit in a single processing result message, and there is consecutive information, the tag will be output from the NACCS Center server. Continued processing enables the user to retrieve complete data.	To continue processing to retrieve all query results. Note: Refer to Appendix Table 6.8 "Output Information Code List".

Table 3.5.2 shows Input Message ID, and Message Tag in a processing request message (upstream transmission message), and Input Message ID and Message Tag set in the downstream transmission message.

Table 3.5.2 Input Message ID and Message Tag

Message Type		INQ Type (Note 1)		EXZ Type (Note 1)		EXC Type (Note 1)	
		Input Message ID	Message Tag	Input Message ID	Message Tag	Input Message ID	Message Tag
Processing result notification message [R]		○	○	\	\	\	\
Output Message	For printer [P, A]	○	Space	○	Space	Space (Note 2)	Space
	Non-query result, for screen [C]	○	○	\	\	\	\
	Query result (successful completion) [M]	○	○	\	\	\	\
	Query result (error) [R]	○	○	\	\	\	\
Message for filing [F, P] (Note 3)		Input Message ID: Space Message Tag: Message tag which the user set in the input common fields of the processing request message.					
Message for storage [U]		\	\	○	Space	○ or Space	Space
Message for user's own interface [T]		○	Space	\	\	Space	Space

- Data set in the processing request message is reflected as it is.
- Spaces Spaces are to be set.
- \ Not applicable.

- (Note 1) For details of INQ type, EXZ type and EXC type, see "5 Message Destination Control".
- (Note 2) Usually spaces are to be set. However, for some output messages which are output during automatic activation during office operating hours, or when a message is output to shared terminals, there are some cases where the Input Message ID which is set in the processing request message is set as is.
(Refer to EXC column for Message Destination Control Format specified in "Appendix Table 6.8 Output Information Code List.")
- (Note 3) INQ type, EXZ type and EXC type are not applicable to messages for filing.
(However, in order to specify a destination type for an In-File delivery message, a value of 'K' is used as a formality in Message Destination Control Format in the output common fields in the message for filing [P]. By doing so, 'K' is specified in Message Class in the incoming message list on the personal computer software package.)

3.5.1 Input Message ID

In NACCS, a value specified in Input Message ID in user's processing request message is automatically transferred to the corresponding processing request message. The user can randomly choose a value for Input Message ID. If the user maintains a unique numbering system of Input Message ID in a certain period of time, the user can match a processing result message with its corresponding processing request message. However, because spaces are filled in Input Message ID in the EXC type message, another data element in the output common fields or the process specific segment elements (such as B/L number / AWB number and declaration number) needs to be used for matching a processing request and its corresponding response message. Table 3.5.3 shows setting of Input Message ID in a response message.

Table 3.5.3 Setting of Input Message ID in a response message

Message Destination Control Format	Input Message ID
INQ Type	A value in Input Message ID in the processing request message is specified.
EXZ Type	A value in Input Message ID in the processing request message is forwarded and specified.(Note)
EXC Type	Spaces are specified. Note that for some types of output messages, and message type [U] transaction status notice messages during transaction processing for cargo transportation declarations or for declarations during office operating hours, a value for Input Message ID in the processing request message is forwarded and specified.(Note)

(Note) EXZ type messages and EXC type messages are output in response to a third party event. However, these are not "Input Message ID" for processing request messages, which are specified by a third party.

Figure 3.5.1 describes a sample usage of Input Message ID (10 digits) in NACCS.

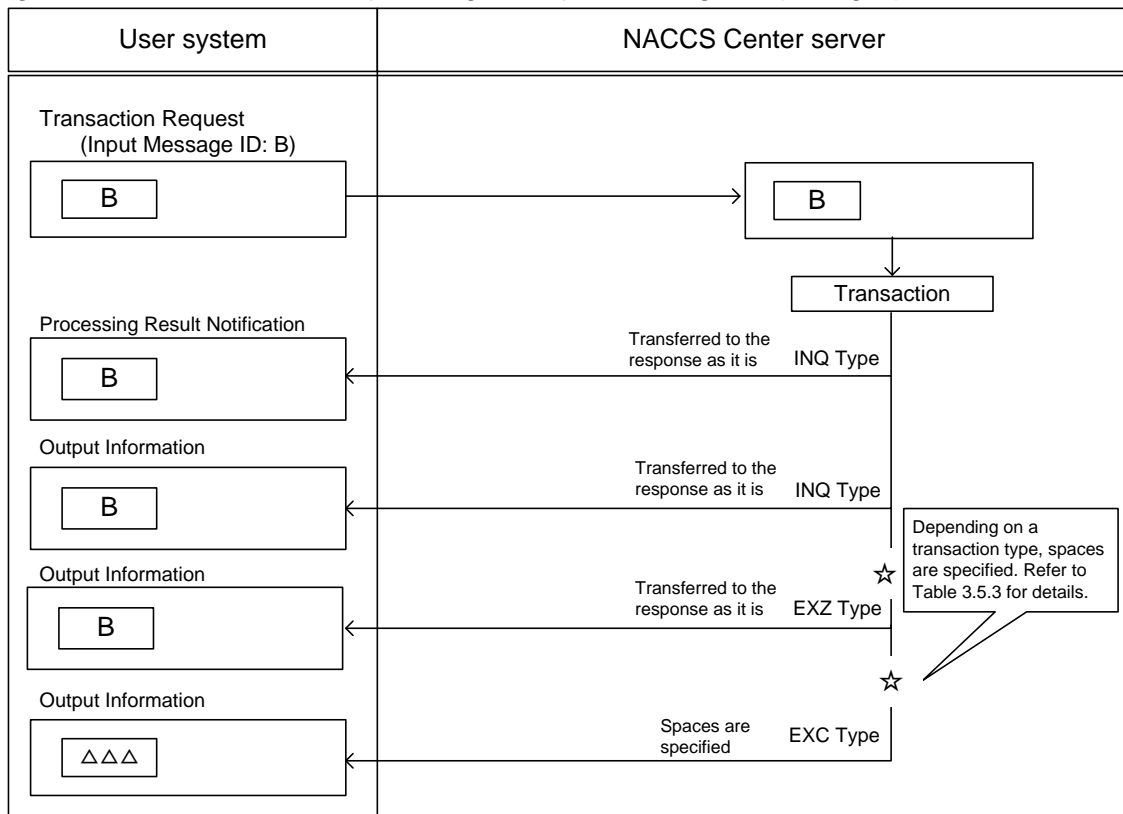


Figure 3.5.1 Sample usage of Input Message ID

3.5.2 Message Tag, Message Control Information (Division Sequence Number, Termination, Message Type)

Users may receive more than one transaction output message for a single processing request message. In order to identify the multiple outputs as a group, values in Message Tag and Message Control Information (Division Sequence Number, Termination, Message Type) in the output common fields in a response message are used in NACCS.

Table 3.5.4 describes Message Tag, and Table 3.5.5 describes Message Control Information (Division Sequence Number, Termination, Message Type). And the numbering rule of Division Sequence Number is described in Table 3.5.6, and a sample usage of Input Message ID, Message Tag and Message Control Information is described in Figure 3.5.2.

Table 3.5.4 Message Tag

Message Type	Message Type	Description
Processing result notification message	[R]	In a processing result message (For screen [R], [C], [M]), the value in the Message Tag set in the input common fields of its corresponding processing request message is specified as is. If a user maintains a unique numbering system of Message Tag, the user can retrieve a series of processing result messages. (Note 1)
Output Information Message	[C]	
	[M]	In a processing result message (For printer [P], [A]), Message Tag is filled with spaces. (Note 2)
[P], [A]		

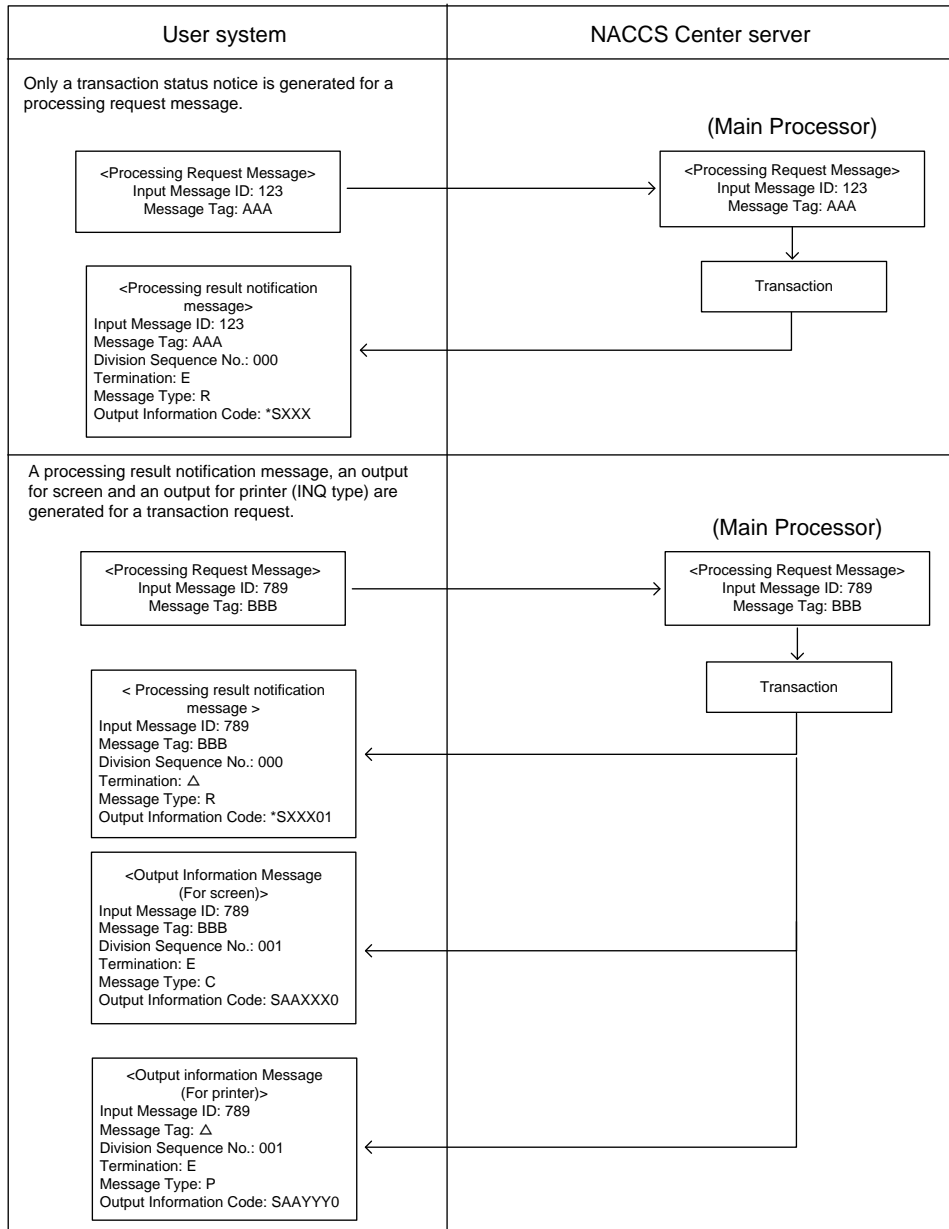
- (Note 1) When using a personal computer with a software package provided by NACCS, a unique value is automatically allocated to Message Tag in the input common fields when transmitting a processing request message. In this case, the value in Message Tag allocated by the software is specified in the corresponding processing result message (For screen [R], [C], [M]).
- (Note 2) Setting of Message Tag in management documents (Message for filing [F]) is the same as the one for printer [P], [A].

Table 3.5.5 Message Control Information

Name	Length	Description
Division Sequence Number	3	A sequence number for the processing result message for the processing request message is allocated based on the definitions in Table 3.5.6.
Termination	1	'E' for the final message; otherwise a space.
Message Type	1	To indicate a message class.
		[R] (for screen) Processing Result Notification, output message (errors in query)
		[P], [A] (for printer) Output message, management document (fixed-length delimiter format)
		[C] (for screen) Output message (excluding query result and message for interface for intraoffice communications)
		[M] (for screen) Output message (query result)
		[T] (for user's own interface) Output message (for user's own interface)
		[F] (for file) Management document (CSV format)
[U] (for storage) In-Storage message (transaction response in automatic transaction processing for declaration during office operating hours in the interactive processing mode)		
Reserved area	3	The reserved areas are used to control the system.

Table 3.5.6 Numbering rule of Division Sequence Number

Message Type	Division Sequence Number	Remarks
Processing result notification message	R	000 (fixed)
In-Storage delivery message	U	
Query result (with error)	R	
Other output messages	P, A, C, M, F, T (other than R, U)	001 (fixed)



(Note: Δ denotes a one-byte space.)

Figure 3.5.2 Sample usage of Input Message ID, Message Tag and Message Control Information

3.5.3 Continued processing (Index Tag)

In NACCS, there are procedures that user continuously repeats transaction request. If user carries out those procedures, the Index Tag in processing result message will be specified in "Input common fields" without any change, so that the transaction request will be made again. (Sequential processing) Besides, if there is no continuous query result, spaces will be specified in the Index Tag.

If gateway users (whose companies develop software by themselves) carry out the sequential processing procedure, their companies will need to build and add the function for executing the sequential processing by themselves.

Output configuration of the sequential processing is described in Table 3.5.7.

Table 3.5.7 Output configuration of the Continued Processing

	Outline	Specified content of processing request message sending from the second time		
		Index Tag	Procedure Code	Procedure-by-procedure field
Inquiry procedure Pattern 1	Because of restrictions in the system load, the information volume which can be retrieved in 1 inquiry procedure is limited, and all the necessary information will be retrieved by repeating the transaction request.	Index tag specified in processing result message from center server (100 digits) is presented in transaction request message without any change. If the procedure processing gets faulty, the Index Tag will not be specified in the error of processing result message.	Specify the procedure code being executed (no change in procedure code).	Specify the content of processing request message being sent the first time or the previous time without any change.
Registration procedure Pattern 2	Call the information in center server so that new information will be added to that information and will be registered.		The procedure code when sending the first transaction request message is different from the one when sending the second transaction request message and the request message after that.	Input item prescribing in Procedure specifications.

❗ In case the procedure processing gets faulty

- Pattern 1 (inquiry procedure)
Specify the Index Tag of processing result message which is received when the last reference had been normally completed.
- Pattern 2 (registration procedure)
If the error occurs in the first time of registration procedure, there is no need to call to carry out the procedure again, just specify the Index Tag of processing result message when the call has been normally completed. If the error occurs after the first time of the registration procedure, specify the Index Tag of processing result message which is received when the last registration had been normally completed.

(Note) Refer to the sequential processing column of Appendix Table 6.8 "Output Information code List" for the message being subject of sequential processing.

Output configuration of sequential processing for each pattern is described in Figure 3.5.3, and Figure 3.5.4.

In terminal software for personal computer which NACCS center provides, the function for executing sequential processing automatically is added.

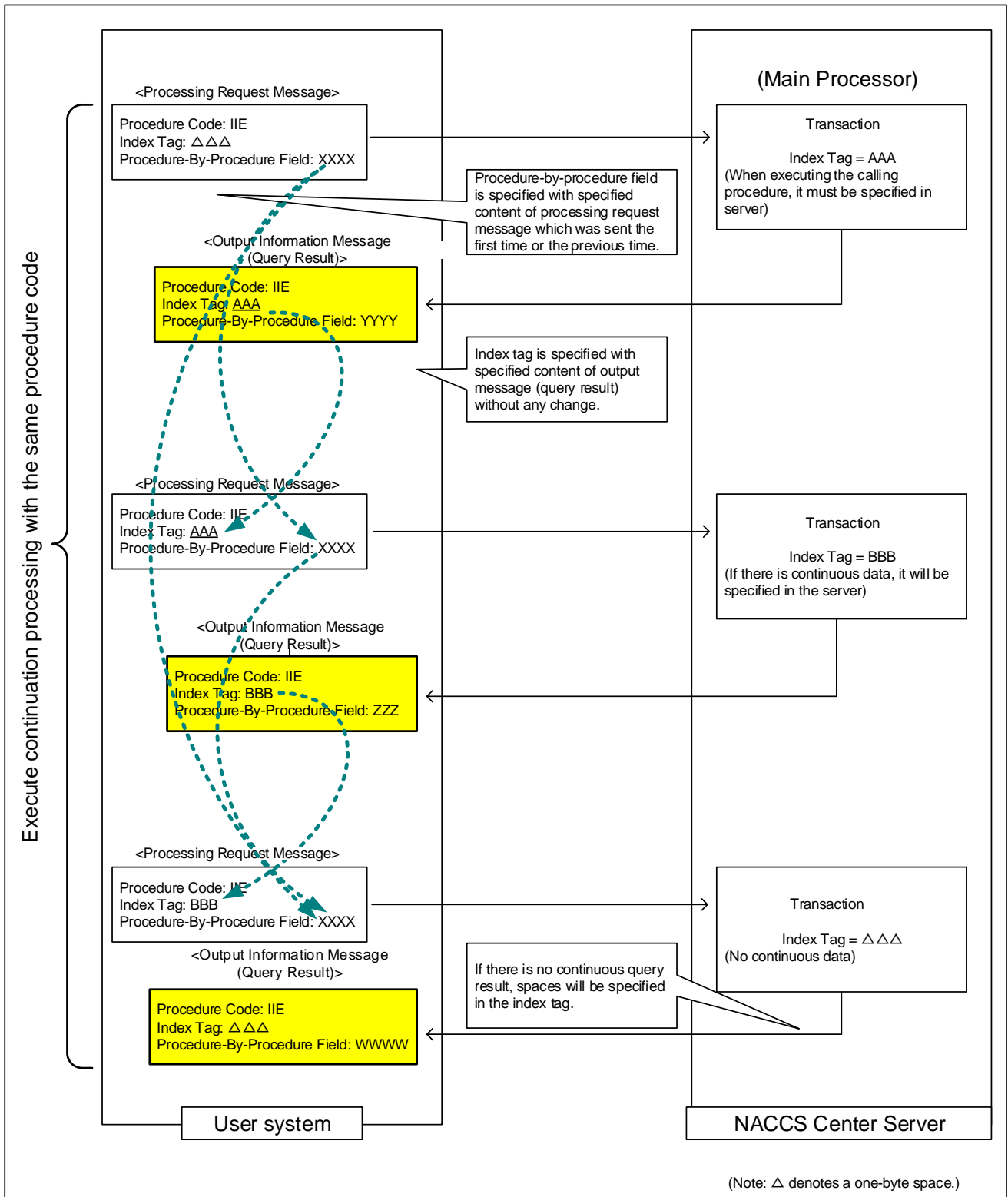


Figure 3.5.3 Flow of sequential processing (Pattern 1)

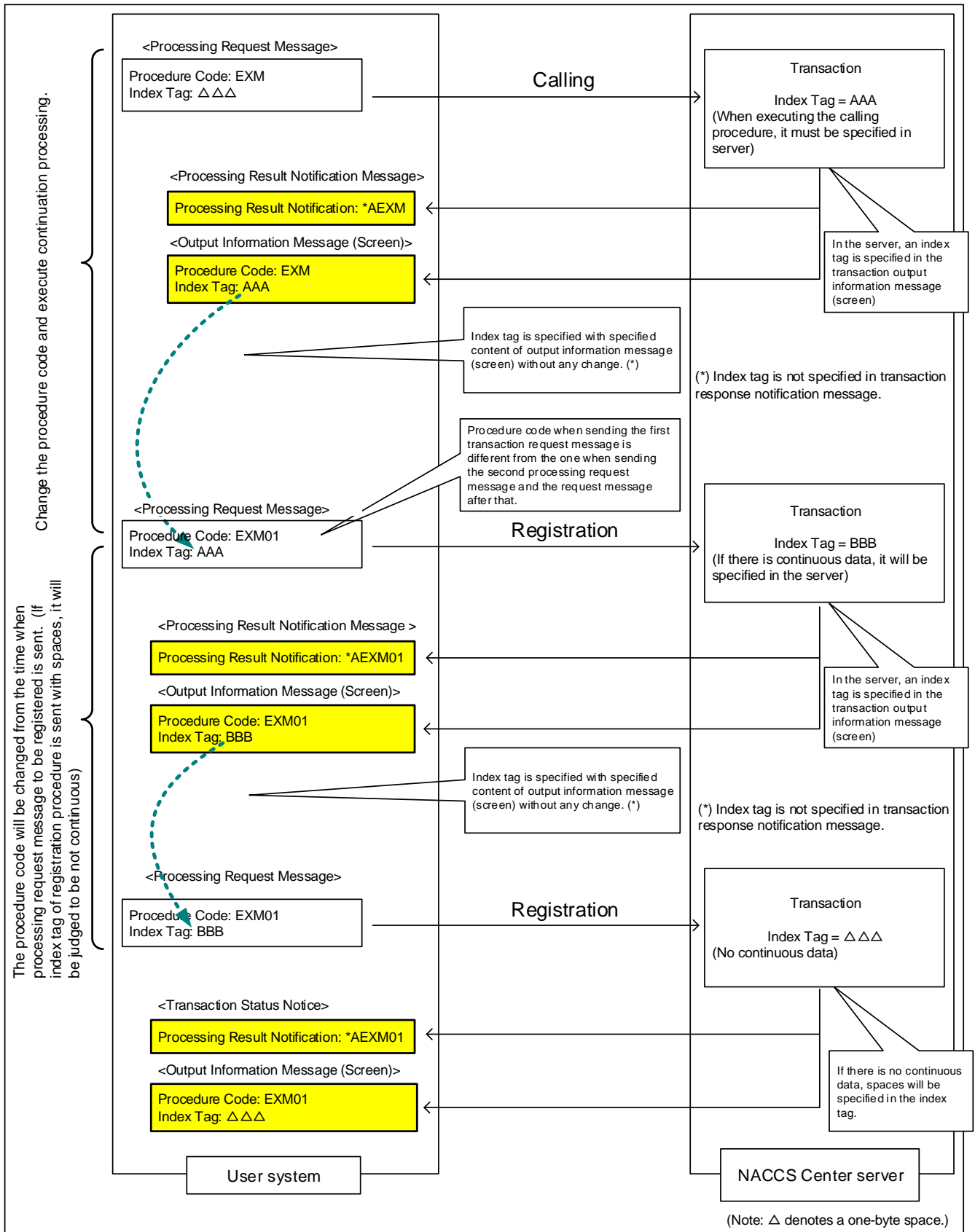


Figure 3.5.4 Flow of sequential processing (Pattern 2)

(Note) "Procedure-by-procedure item" in Pattern 2 shall be input following the items prescribed in each procedure in Procedure specifications.