

For Service Provider

Running Test for 6th generation NACCS – AFR procedures –

May 24, 2017

Nippon Automated Cargo And Port Consolidated System, Inc.




Table of Contents

- 1.** Precise information on 6th generation NACCS (1), (2) p 2, 3
- 2.** Brief schedule p 4
- 3.** Preparation for Running Test p 5
- 4-1.** Running Test (Phase I) p 6
 - 2.** Running Test (Phase II) p 7
 - *Prior Notification from Japan Customs (in Phase II) p 8
 - 3.** Running Test (Phase III) p 9, 10
- 5.** Configuration Information for Running Test p 11
- 6.** Inquiries p 12

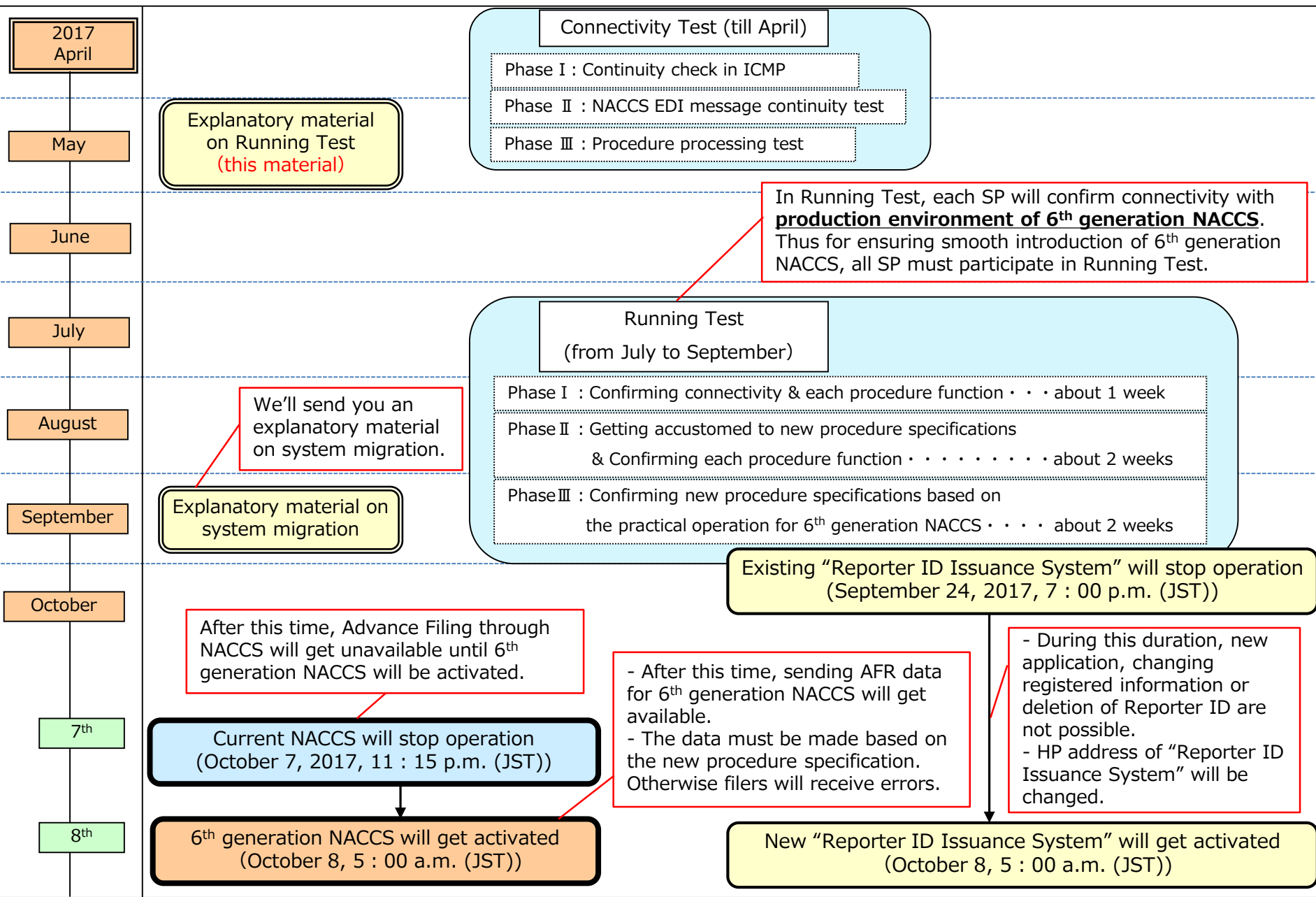
1. Precise information on 6th generation NACCS (1)

No.	Item	Outline	Remark
1	Go Live Date	<p>Brief schedule for activation of 6th generation NACCS.</p> <p>① <i>Current NACCS</i> will stop operation on Saturday, October 7, 2017, 11:15 p.m. (JST).</p> <p>② 6th generation NACCS will go live from the following date*1; Sunday, October 8, 2017, 5 : 00 a.m. (JST).</p> <div style="border: 1px dashed black; padding: 5px;"> <p>*1 Please note that we might change our plan considering the result of Running Test. (In such case, we will inform you through our AFR website.)</p> </div>	<p>- After October 7, 2017, 11:15 p.m. (JST), <i>Current NACCS</i> will no more accept filing data such as AMR.</p> <p>- Before 6th generation NACCS will get activated, all SP have to change connection destination from <i>Current NACCS</i> to 6th generation NACCS.</p> <p>- After activation of 6th generation NACCS, advance filing must be done based on the new procedure specifications. (If you send data in the manner of current procedure specifications, you will receive error for all of them.)</p>
2	Filing Deadline	<p>As is specified above, advance filing through NACCS is not available during the following duration: From; Saturday, October 7, 2017, 11:15 p.m. (JST) To; Sunday, October 8, 2017, 5 : 00 a.m. (JST)</p> <p>So please inform filers that they have to file beforehand if the filing deadline is during this period.</p> <p>Also please notify filers to refer to Japan Customs website in the event that it is difficult for filers to file cargo information through NACCS due to disasters or system failure. http://www.customs.go.jp/news/news/advance3_j/index.htm > *2</p>	<p>*2 Japan Customs plan to make another website which solely contains information on the operation after NACCS upgrade. HP address will be notified later.</p>

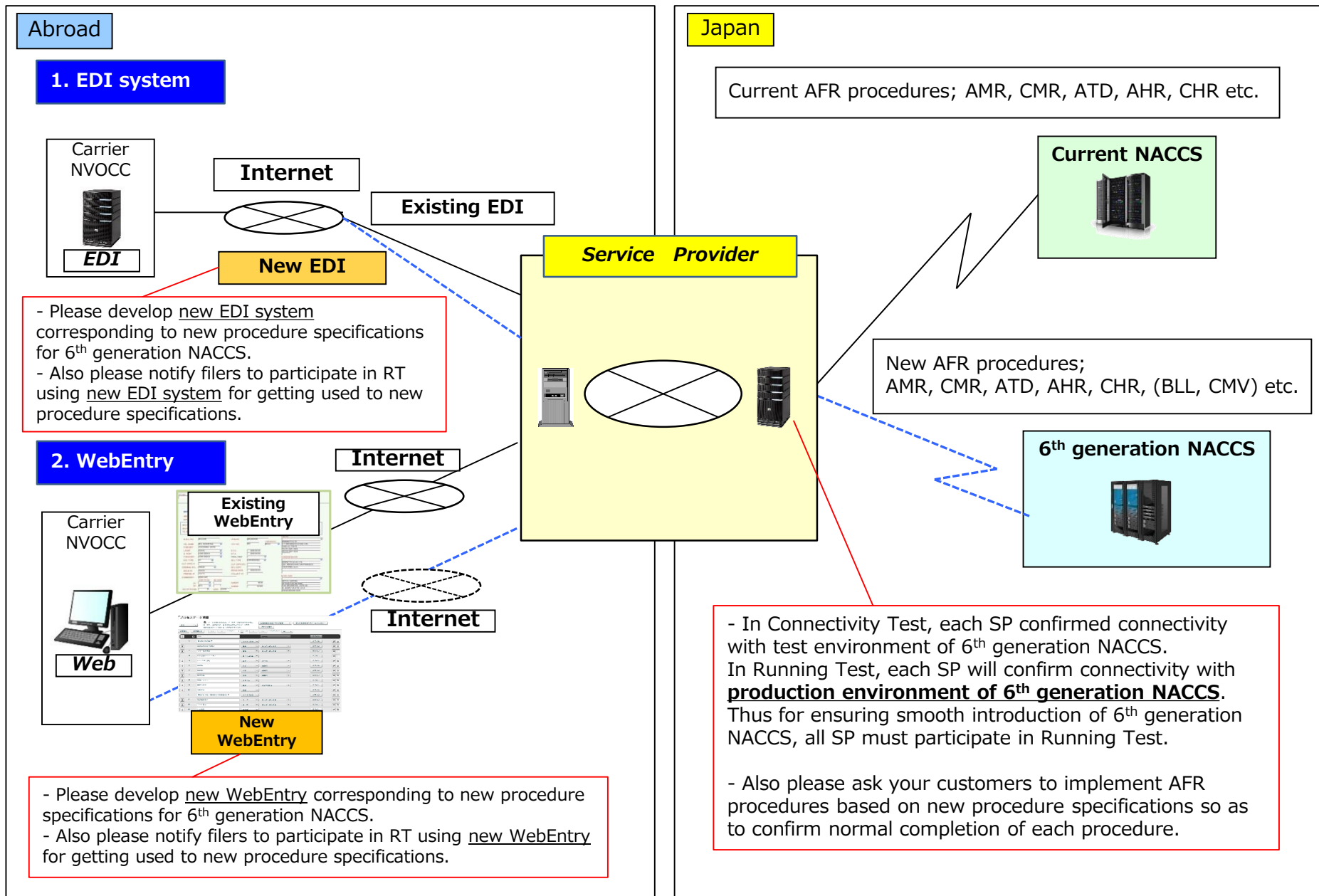
1. Precise information on 6th generation NACCS (2)

No.	Item	Outline	Remark
3	System Maintenance	<p>In 6th generation NACCS, which works 24h/365d, system maintenance will be conducted every two month in the 3rd Sunday. (January, March, May, July, September and November).</p> <p>During system maintenance, 6th generation NACCS will stop operation from 2:30 a.m. to 5:00 a.m. (JST)*3.</p> <p>*3 In response to change in the law and urgent program change etc., we might change system maintenance time. (In such case, we will inform you through our AFR website.)</p>	<ul style="list-style-type: none"> - Frequency on system maintenance will decrease compared with <i>current NACCS</i> operation. - No specific effect for Service Providers.
4	Required time for system switching	<p>In 6th generation NACCS, required time for system switching*4 between main center and back-up center will be greatly shortened as follows;</p> <p><Current NACCS></p> <p>(1) Switching from main center to back-up center; <u>about 1 hour</u> after determining switching.</p> <p>(2) Switching from back-up center to main center; <u>about 8 hours</u> (= 4 hours a day × 2 days) .</p> <p><6th generation NACCS></p> <p>(1) Switching from main center to back-up center; <u>about 30 minutes</u> after determining switching.</p> <p>(2) Switching from back-up center to main center; <u>about 1 hour</u></p> <p>*4 System switching will be done in the case of catastrophe or large scale system errors.</p>	<ul style="list-style-type: none"> - In 6th generation NACCS, even if there should be system switching, NACCS will automatically change connection destination for SP. - Therefore, <u>SP do not have to pay attention to the destination for sending data.</u>

2. Brief Schedule



3. Preparation for Running Test



4-1. Running Test (Phase I)

Item	Details			
1. Duration	From Monday, July 10, 2017 to Friday, July 14, 2017 ; 5 days * Japan Customs will not take part in this phase.			
2. Available time	24 hours a day <Note> - Phase I will start from Monday, July 10, 2017, 10:00 a.m. (JST) . - Phase I will end on Friday, July 14, 2017, 7:00 p.m. (JST) . - Initialization of 6 th generation NACCS will be conducted everyday from <u>9:00 a.m. to 10:00 a.m. (JST)</u> . During this duration, Running Test is not available.			
3. Purpose	【SP】 Confirming connectivity to Main Center (production environment) of 6 th generation NACCS. 【Filers in abroad】 Getting used to new procedure specifications.			
4. Contents	【Filers in abroad】 Filers in abroad can participate in Running Test if SP has completed development of EDI system or WebEntry for 6 th generation NACCS. 【SP】 (1) Please confirm connectivity to production environment of 6 th generation NACCS by TCC procedure . (2) If SP can complete development of EDI system or Web Entry for 6 th generation NACCS before Running Test, Please notify your customers that Running Test is available through SP's system and also ask them to participate in the test.			
5. Procedures	Procedure Code	Procedure Name	Procedure Code	Procedure Name
	AMR	Advance Cargo Information Registration	CMR	Update Registered Advance Cargo Information
	AHR	Advance Cargo Information Registration (House B/L)	CHR	Update Registered Advance Cargo Information (House B/L)
	ATD	Departure Time Registration		
	CMV	Update Registered Vessel Information for Advance Filing (Blanket)	BLL	Association of Registered B/L Numbers
6. Reporter ID & password	【Filers in abroad】 Existing valid <u>"Reporter ID & password"</u> as at April 15, 2017, 9:00 p.m. can be used. 【SP】 SP Code will not be changed, but <u>"password for SP Code"</u> will be changed and notified to SP later.			
7. System setting				
(1) Initialization	Every day from <u>9:00 a.m. to 10:00 a.m. (JST)</u> . During this duration, Running Test is not available.			
(2) System date	Actual date and time.			

4-2. Running Test (Phase II)

Item	Details
1. Duration	From Monday, July 24, 2017 to Monday, August 7, 2017 ; 15 days including Saturday & Sunday * Japan Customs will participate from Monday, July 31, 2017 to Thursday, August 3, 2017 ; 4 days
2. Available time	24 hours a day <Note> - Phase II will start from Monday, July 24, 10:00 a.m. (JST). - Phase II will end on Monday, August 7, 2017, 7:00 p.m. (JST).
3. Purpose	【Filers in abroad】 Getting used to new procedure specifications. 【NACCS Center & SP】 Operation confirmation test on system switching etc.
4. Contents	【Filers in abroad】 Same as Phase I . 【SP】 Please check if system switching by DNS will work properly.
5. Procedures	- Same as Phase I . - Japan Customs will take part in Running Test from Phase II . Therefore “Prior Notification of Risk Assessment Result (SAS111) or “Prior Notification Lifting Information of Risk Assessment Result (SAS112)” might be sent from Japan Customs. * If filers wish to receive SAS111 or SAS112 as a test in Phase II , please refer to the following page 8.
6. System setting	
(1) Initialization	Nil.
(2) System date	Actual date and time.
(3) Reporter ID & Password	【Filers in abroad】 Existing valid “Reporter ID & password” as of April 15, 2017, 9:00 p.m. can be used. 【SP】 Same “SP Code & password” as Phase I .
7. Operation confirmation by NACCS Center	1. NACCS Center will conduct operation confirmation tests regarding system switching between Main Center and Back-up Center of 6 th generation NACCS in the following date; (1) Switching from Main Center to Back-up Center; Friday, July 28, 2017, 12:00 p.m. to 12:40 p.m. (JST) (2) Switching-back to Main Center; Monday, July 31, 2017, 3:00 a.m. to 4:00 a.m. (JST) 【S P】 Please check if system automatic switching by DNS will work without any problems. 【Filers in abroad】 No specific action is needed. However, please note that Running Test is not available in the above duration. 2. Also NACCS Center will conduct operation confirmation tests assuming system maintenance and system troubles. Hence the test is not available in the following time; (1) Friday, August 4, 2017, from 2:30 a.m. to 5:00 a.m. (JST) (2) Monday, August 7, 2017, from 10:30 a.m. to 10:35 a.m. (JST)

4-2. Prior Notification from Japan Customs (in Phase II)

If filers wish to receive Prior Notification as a test, please implement AFR procedures in the following manner during Customs response duration in Phase II ; from **Monday, July 31, 2017** to **Thursday, August 3, 2017**.

Type of Prior Notification	How to input	conditions
D N L	- Enter "DNL*" at the beginning of Goods Description in AMR or AHR .	- Japan Customs will accept requests until Thursday, August 3, 3:00 p.m. (JST).
D N U	- Enter "DNU*" at the beginning of Goods Description in AMR or AHR .	
H L D	- Enter "HLD*" at the beginning of Goods Description in AMR or AHR .	
S P D	(1) Enter "SPD*" at the beginning of Goods Description in AMR . (2) Implement ATD after AMR .	- Available only for shipping company or shipping agent. - Japan Customs will accept requests until Thursday, August 3, 3:00 p.m. (JST).
Cancellation of "DNL, DNU or HLD"	- Enter "CXL*" at the beginning of Goods Description in CMR or CHR .	- Available only for those filers who already have received DNL, DNU or HLD. - Japan Customs will accept requests until Thursday, August 3, 3:00 p.m. (JST).

<Note>

- ① Japan Customs might not be able to send Prior Notification within 24 hours after AMR/CMR or AHR/CHR. Further, there is a possibility that Japan Customs can not send Prior Notification.
- ② Japan Customs will arbitrary choose manifest information for sending Prior Notification.
- ③ Prior Notification in Running Test includes no specific directions from Japan Customs.

4-3. Running Test (Phase III)

Item	Details
1. Duration	From Monday, August 28, 2017 to Monday, September 11, 2017 ; 15 days including Saturday & Sunday * Japan Customs will participate in all of the above duration.
2. Available time	24 hours a day. <Note> - Phase III will start from Monday, August 28, 2017, 10:00 a.m. (JST) . - Phase III will end on Monday, September 11, 7:00 p.m. (JST) .
3. Purpose	【Filers in abroad】 Getting used to new procedure specifications. 【NACCS Center & SP】 Operation confirmation test on system switching etc.
4. Contents	【Filers in abroad】 Same as Phase I & II . 【SP】 Please check if system switching by DNS will work properly.
5. Procedures	- Same as Phase I & II . - Japan Customs will send Prior Notification as a test.
6. System setting	
(1) Initialization	Nil.
(2) Data migration	AMR/CMR and AHR/CHR data as of Sunday, August 27, 2017 , which have been registered to NACCS in practical operation, will be copied to production environment of 6 th generation NACCS.
(3) System date	Actual date and time.
(4) Reporter ID & password	【Filers in abroad】 Existing valid <u>“Reporter ID & password”</u> as of August 13, 2017, 9:00 p.m. can be used. 【SP】 Same <u>“SP Code & password”</u> as Phase I & II .
7. Operation confirmation by NACCS Center	<p>1. NACCS Center will conduct operation confirmation tests regarding system switching between Main Center and Back-up Center of 6th generation NACCS in the following date;</p> <p>(1) Switching from Main Center to Back-up Center; Wednesday, September 6, 2017, 12:00 p.m. to 12:40 p.m. (JST)</p> <p>(2) Switching-back to Main Center; Sunday, September 10, 2017, 3:00 a.m. to 4:00 a.m. (JST)</p> <p>【S P】 Please check if system automatic switching by DNS will work without any problems. 【Filers in abroad】 No specific action is needed. However, please note that Running Test is not available in the above duration.</p> <p>2. Also NACCS Center will conduct operation confirmation tests assuming system maintenance and system troubles. Hence the test is not available in the following time;</p> <p>(1) Sunday, September 3, 2017, from 2:30 a.m. to 5:00 a.m. (JST)</p> <p>(2) Monday, September 11, 2017, from 10:30 a.m. to 11:10 a.m. (JST)</p>

5. Configuration Information for Running Test

(1) Filers in abroad

Filers in abroad can use existing “Reporter ID and Password” for Running Test.

(2) SP

Configuration Information for Running Test will be informed somewhere between end of May and mid of June. Please note that the information differs depending on the processing mode and it will be used even after the activation of “**6th generation NACCS**”.

① E-mail Style Processing Mode (SMTP/POP3)

	Item	Remarks
1	IP address of NACCS connection router	No need to change from the value which has been set for Connectivity Test.
2	IP address of SP system	
3	Subnet mask	
4	IP address of “ping” point (in NACCS network)	Will be notified later as Configuration Information.
5	IP address of “ping” point (in NACCS server)	
6	IP address of DNS server in NACCS network	
7	Mail address of NACCS	
8	Mail address of SP	- Domain name will be changed from the current one. - Will be notified as Configuration Information.
9	Mail box ID of SP (local part)	Continually use current Mail Box ID.
10	Mail box password of SP	Continually use current Mail Box Password.
11	SP code (5+3 digit)	Continually use current SP code.
12	Password for SP code	- Password for SP code will be different from the current one. - Will be notified as Configuration Information.

5. Configuration Information for Running Test

② Interactive Processing Mode (SMTP two-way)

	Item	Remarks
1	IP address of NACCS connection router	No need to change from the value which has been set for Connectivity Test.
2	IP address of SP system	
3	Subnet mask	
4	IP address of "ping" point (in NACCS network)	Will be notified as Configuration Information.
5	IP address of "ping" point (in NACCS server)	
6	IP address of DNS server in NACCS network	
7	Mail address of NACCS	
8	Mail address of SP	No need to change from the value which has been set for Connectivity Test.
9	Logical terminal computer name	
10	SP code (5+3 digit)	Continually use current SP code.
11	Password for SP code	- Password for SP code will be different from the current one. - Will be notified as Configuration Information.



Inquiry on Running Test

Nippon Automated Cargo and Port Consolidated System Inc. Help Desk

[E-Mail] afr-h@naccs.jp

(Note)

- Same as in current AFR operation, we do not accept direct inquiries from filers. Please notify filers to make inquiry through SP.
- Responses might be made on and after the next business day, even though inquiry can be accepted 24 hours a day.

<Contents of Inquiry E-mail> E-mail should include information below.

Title: <Inquiry on RT> AMR error etc.

Contents: ①SP Code (5+3 digit) ②Processing Mode ③IP address ④E-mail address
⑤Logical Terminal Computer Name (only for SMTP two-way mode users)
⑥Business type of Test Implementer (Shipping Company, Shipping Agent, NVOCC)
⑦Procedure Code ⑧Procedure Implementation Date and Time
⑨Test Data (Process Request Message, Process Result Message, Output Information)*
⑩Error Code ⑪Details of Issue

** Test data should be numbered in chronological order.*



Inquiry on Advance Filing Rule (Operation)



Japan Customs

[Website URL] <https://www.customs.go.jp/english/quest/index.htm>