

Instruction If you forget your Reporter ID or password

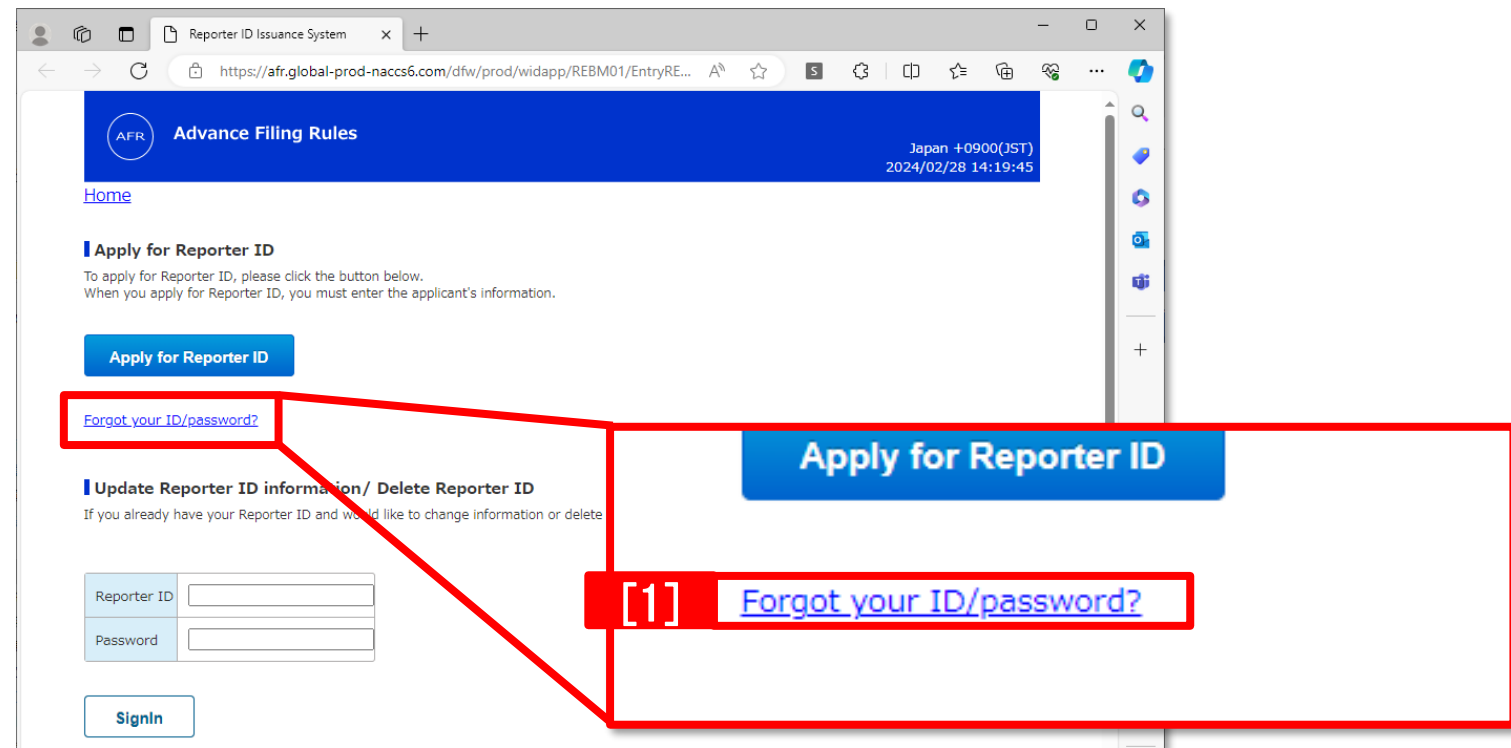
2024/5/31

Nippon Automated Cargo And Port Consolidated System (NACCS) Inc.



1. If you forgot your ID/PASS (1)

- [1] If you have forgotten your Reporter ID or password, please click the link below.



1. If you forgot your ID/PASS (2)

- [1] Enter registered e-mail address and phone number.
- [2] Enter the verification code.
- [3] Click 'Next >' button.

The screenshot shows a web browser window titled "Reporter ID Issuance System" with the URL "https://afr.global-prod-naccs6.com/dfw/prod/widapp/REEM01/EntryRE...". The page header includes "AFR Advance Filing Rules" and "Japan +0900(JST) 2024/02/28 14:28:18". A "Home" link and a warning "Please do not use Browser Back Button and use 'Back' button inside the site." are visible. The main heading is "Forgot your ID/Password?". Below it, instructions state: "If you have forgotten or lost your Reporter ID or Password, enter your registered E-mail address and Phone number, and then click 'Next' button. Required fields are marked with an asterisk(*)".

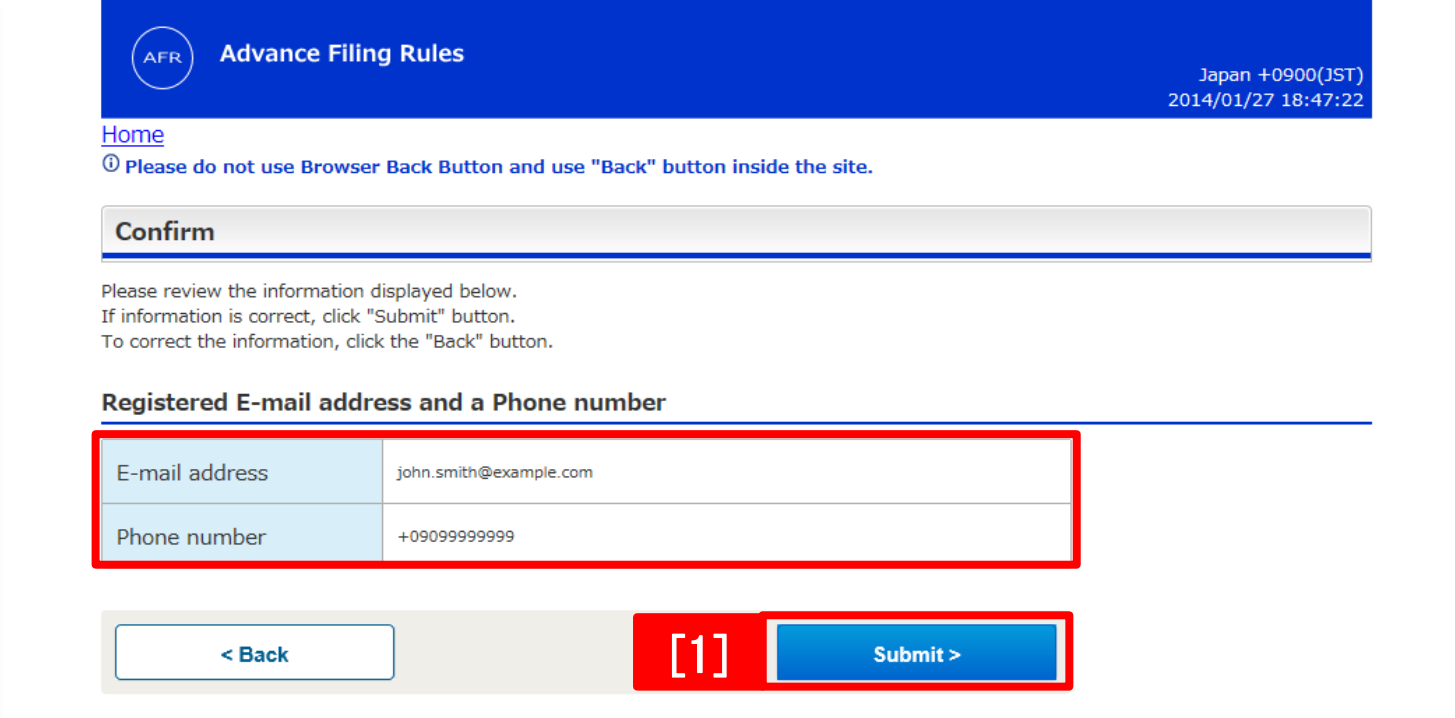
Red boxes highlight the following elements:

- [1]** The "E-mail address*" field (containing "example) john.smith@example.com"), the "Confirm E-mail address*" field (with a "Please re-enter your E-mail address." prompt and "example) john.smith@example.com"), and the "Phone number*" field (with a "+" sign and "example) +81-44-520-62xx").
- [2]** The "Enter the verification code shown in the image*" field (with a CAPTCHA image showing "45487" and a "Refresh the image" link, and "example) 79361").
- [3]** The "Next >" button.

Additional text on the page includes: "Login ID and a password will be sent to this address." (with a green checkmark) and "Please enter the Phone number of applicant which registered when applying for Reporter ID." (with a green checkmark).

1. If you forgot your ID/PASS (3)

- [1] Check e-mail address and phone number and click 'Submit >' button.




The screenshot shows a web interface for 'Advance Filing Rules'. At the top, there is a blue header with the AFR logo and the text 'Advance Filing Rules'. On the right side of the header, it says 'Japan +0900(JST)' and '2014/01/27 18:47:22'. Below the header, there is a 'Home' link and a warning: 'Please do not use Browser Back Button and use "Back" button inside the site.' The main content area is titled 'Confirm' and contains the following text: 'Please review the information displayed below. If information is correct, click "Submit" button. To correct the information, click the "Back" button.' Below this text is a section titled 'Registered E-mail address and a Phone number' which contains a table with two rows: 'E-mail address' with the value 'john.smith@example.com' and 'Phone number' with the value '+09099999999'. At the bottom of the page, there are three buttons: '< Back', '[1]', and 'Submit >'. The '[1]' button is highlighted in red, and the 'Submit >' button is also highlighted in red.

| Registered E-mail address and a Phone number | |
|--|------------------------|
| E-mail address | john.smith@example.com |
| Phone number | +09099999999 |

1. If you forgot your ID/PASS (4)

- Your Reporter ID and password has been sent. Please check your e-mail.

 **Advance Filing Rules** Japan +0900(JST)
2022/04/19 15:34:52

[Home](#)
ⓘ Please do not use Browser Back Button and use "Back" button inside the site.

Confirm

Your Applicant ID/Password has been sent to your registered E-mail address.

Registered E-mail address and a Phone number

| | |
|----------------|-----------------------------|
| E-mail address | wid-testmail-01@nssit02.com |
| Phone number | +81-44-520-6234 |

[Home](#)

2. If you forgot registered e-mail address or phone number. (1)

- If you have forgotten your Reporter ID/password, as well as **registered e-mail address and phone number**, please visit the following URL.

https://bbs.naccscenter.com/naccs/dfw/web/inquiry/reporterid_confirmation_form/reporterid_confirmation_form

2. If you forgot registered e-mail address or phone number. (2)

- Please enter the necessary information on the input screen below and send.



The screenshot shows the NACCS website interface. At the top, there is a logo for NACCS 掲示板 and a navigation menu with links for TOP, NACCSのご利用方法, 申込手続 (NSS), NACCS業務仕様・関連資料, and よくある問合せ. A search bar with 'Google 提供' and a '検索' button is also present. Below the navigation, there is a section titled 'Reporter ID Confirmation Form (for registered e-mail address was unusable)'. The form contains the following text: 'Dear Reporter ID Users', 'If you have forgotten your Reporter ID/password, as well as registered email address and phone number, please enter your company Information.', and 'When you have finished entering the information, please press the "確認画面へ"(To confirmation screen) button.'. There are three input fields: '1. Company Name (*Mandatory) ※必須', '2. Company Address (*Mandatory) ※必須', and '3. Company phone number (*Mandatory) ※必須'. Each field has a corresponding input box.

2. If you forgot registered e-mail address or phone number. (3)

[Notice] If the information you entered is correct, we will contact you via e-mail, usually **within 5 business days**.

If you would not receive the e-mail, please contact us at the e-mail below.

e-mail : afr-c@nacccs.jp