

申請者IDの確認・更新方法

2024/5/31

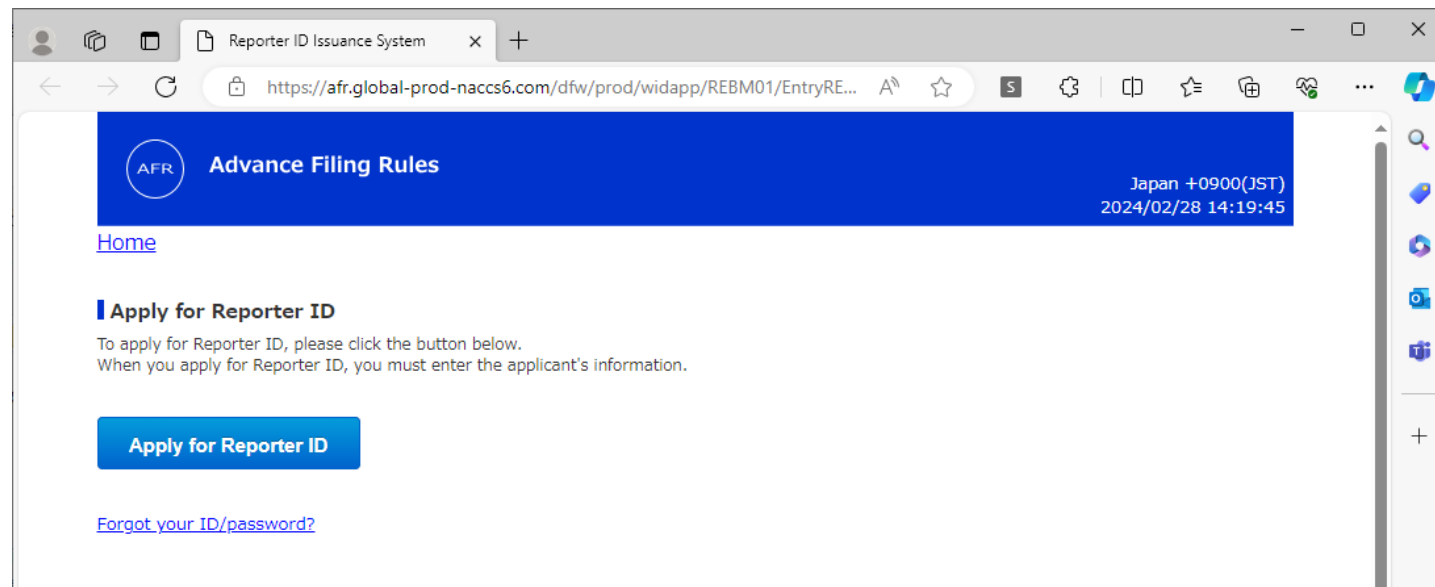
Nippon Automated Cargo and Port Consolidated System (NACCS) Inc.



1. 申請者ID発給システムページを開く

- 申請者ID発給システム（英語表記のみ）

<https://afr.global-prod-naccs6.com/dfw/prod/widapp/REBM01/EntryREASC00.do>



2. サインインする



- [1] に申請者IDとパスワードを入力する
- [2] のSignInボタンへ進む

Update Reporter ID information/ Delete Reporter ID

If you already have your Reporter ID and would like to change information or delete the ID, pl

申請者IDはJJから始まる5文字
(大文字アルファベットと
数字で構成)

例：JJ00A, JJZZ9

[1]

Reporter ID	<input type="text"/>
Password	<input type="password"/>

[2]

SignIn

パスワードは6文字以上8文字以下
大文字アルファベットと数字のみ

3. 登録情報確認



AFR Advance Filing Rules Japan +0900(JST)
2014/01/29 11:57:40

[Home](#)
① Please do not use Browser Back Button and use "Back" button inside the site.

Applicant information

Please review the information displayed below.

To change applicant information, please click "Change" button.
To delete Reporter ID, please click "Delete ReporterID" button.

Corporate information

Company name	ABC CORPORATION	
	Address Line1	0123 VEGAS ST.
	Address Line2	ZZBLDG
	City	

画面をスクロールして
登録内容をご確認ください

スクロール

4. 修正が必要な場合



- 修正が必要な場合は、 [1] のChangeボタンへ進む

Password *****

To change a [1] nation, please click "Change" button.

[1]

Change >

To delete Reporter ID, please click "Delete ReporterID" button.

Delete ReporterID >

スクロール



5-①. 修正方法



AFR Advance Filing Rules Japan +0900(JST)
2017/09/20 13:46:02

[Home](#)

① Please do not use Browser Back Button and use "Back" button inside the site.

Change of registration contents

To modify the registered information, change information below and click "Next" button.

Required fields are marked with an asterisk(*).

必要に応じて修正を
お願いいたします

Corporate information

Company name*	<input type="text" value="ABC CORPORATION"/>	
	Address Line1*	<input type="text" value="0123 VEGAS ST."/>
	Address Line2	<input type="text" value="ZZBLDG"/>

✓ Please fill in CAPITAL letters.

✓ Please fill in CAPITAL letters.

✓ Please fill in CAPITAL letters.

スクロール

5-②. 修正方法



- 特に、「メールアドレス」と「電話番号」に間違いがないことをご確認ください。

メールアドレスを変更される場合、登録するアドレスをInputとConfirmの両方にご入力ください

Applicant (the person in charge) information

Please enter the contact information of the applicant which Japan Customs can use to inquire.

Name*	Family Name	<input type="text" value="Smith"/>
	First(Given) Name	<input type="text" value="John"/>
Title and Section	<input type="text" value="Section manager of IT sector"/>	
Phone number*	<input type="text" value="+81-44-520-6211"/>	
E-mail address*	Input	<input type="text" value="nac_afr02@kits.nttdata.co.jp"/>
	Confirm	<input type="text"/>

✓ Please enter the country code, area code, and phone number in order. You can enter only numbers and "-" (hyphen)

✓ Please re-enter only when you would like to change the E-mail address. Verification E-mail will be sent to this address. Please proceed the process as instructed in the verification E-mail.

スクロール

5-③. 修正方法



- 修正が完了したら、 [1] のNextボタンへ進む

スクロール

Security information

Please enter only when you would like to change the password.

Password	*****	
new Password	Input	<input type="text"/>
	Confirm	Please re-enter the new password. <input type="text"/>

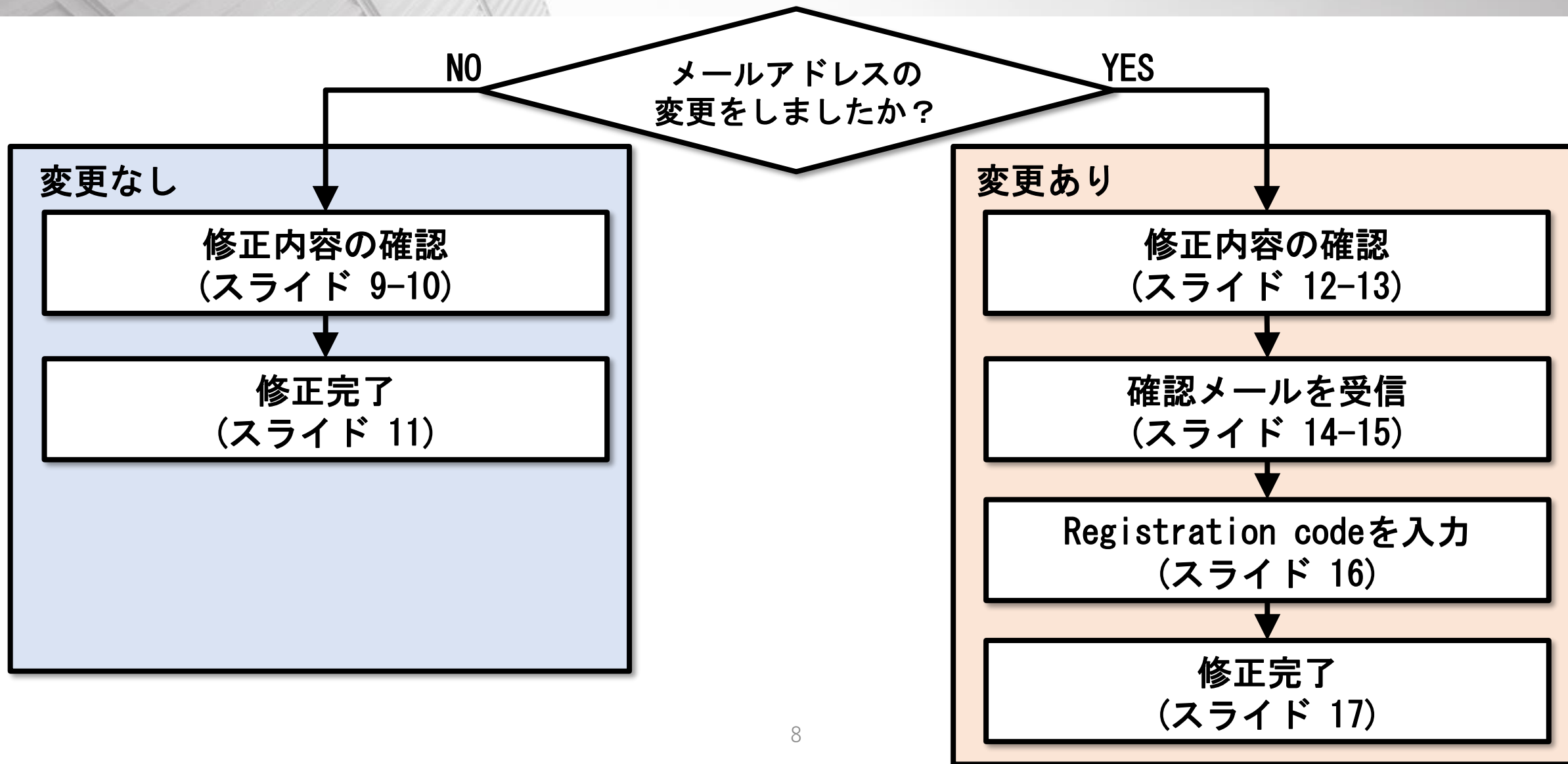
✓ Password must:
Be more than six and less than eight characters in length.
Be all in CAPITAL letters.

< Back

[1]

Next >

6-①. 修正情報の確認



6-②. 修正情報の確認 (メールアドレスを変更していない方)

 **Advance Filing Rules** Japan +0900(JST)
2013/11/05 11:47:45

[Home](#)

① Please do not use Browser Back Button and use "Back" button inside the site.

Confirmation of change

Please confirm the change in information.
To confirm information, click "Confirm" button.
To correct the information, click the "Back" button.

Corporate information

Company name	ABC CORPORATION	
	Address Line1	0123 VEGAS ST.
	Address Line2	ZZBLDG
	City name	LAS VEGAS



6-③. 修正情報の確認 (メールアドレスを変更していない方)

- [1] のSubmitボタンへ進む

Phone number	+81-44-520-6211
E-mail address	nac_afr01@kits.nttdata.co.jp



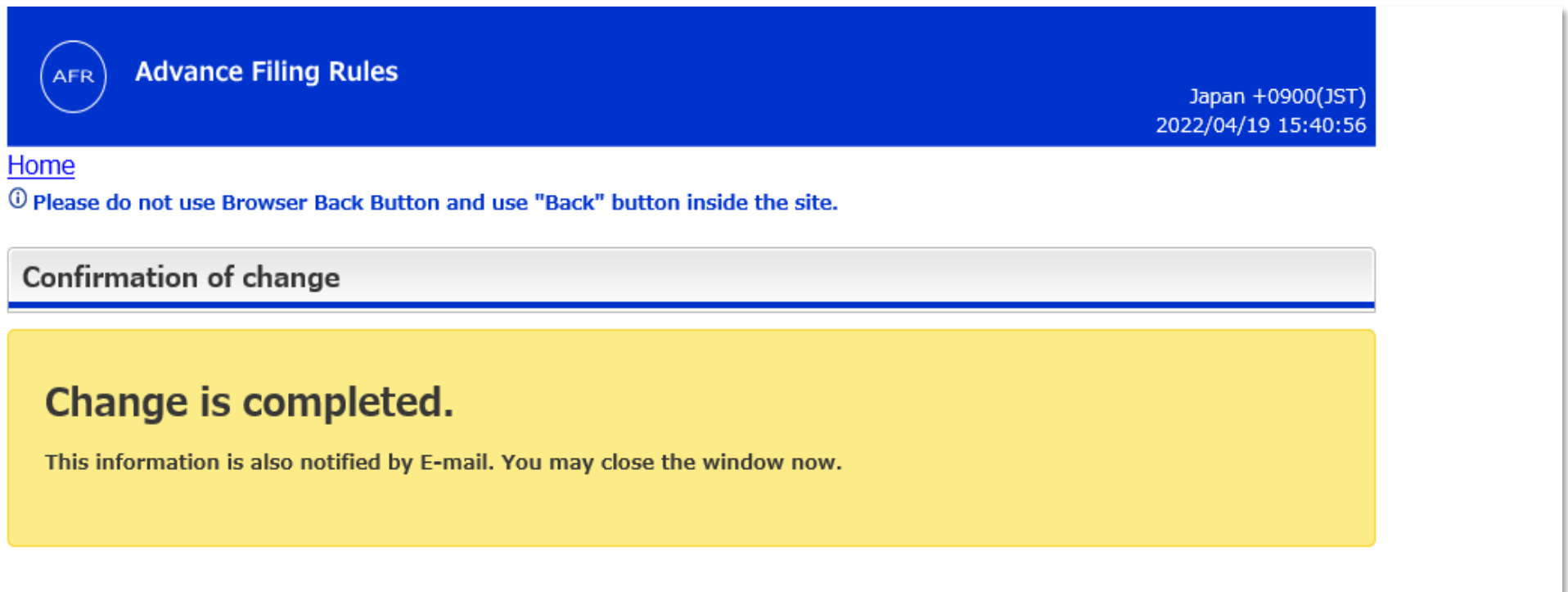
Security information

Password	*****
----------	-------

[< Back](#) [1] [Submit >](#)

6-④. 修正情報の確認 (メールアドレスを変更していない方)

- こちらの画面が表示されたら修正完了です。



The screenshot shows the AFR Advance Filing Rules website interface. At the top, there is a blue header bar with the AFR logo and the text "Advance Filing Rules". On the right side of the header, it displays "Japan +0900(JST)" and the date/time "2022/04/19 15:40:56". Below the header, there is a link for "Home" and a note: "Please do not use Browser Back Button and use 'Back' button inside the site." The main content area features a grey bar with the text "Confirmation of change". Below this, a large yellow box contains the message: "Change is completed." followed by "This information is also notified by E-mail. You may close the window now."

6-⑤. 修正情報の確認 (メールアドレスを変更した方)

 **Advance Filing Rules** Japan +0900(JST)
2013/11/05 11:47:45

[Home](#)

① Please do not use Browser Back Button and use "Back" button inside the site.

Confirmation of change

Please confirm the change in information.
To confirm information, click "Confirm" button.
To correct the information, click the "Back" button.

Corporate information

Company name	ABC CORPORATION	
	Address Line1	0123 VEGAS ST.
	Address Line2	ZZBLDG
	City name	LAS VEGAS



6-⑥. 修正情報の確認 (メールアドレスを変更した方)

- [1] のConfirmボタンへ進む

Phone number	+81-44-520-6211
E-mail address	nac_afr02@kits.nttdata.co.jp



スクロール

Security information

Password	*****
----------	-------

< Back

[1]

Confirm >

6-⑦. 修正情報の確認 (メールアドレスを変更した方)

- 赤枠内の「**Registration code**」をご確認、忘れないようメモをお願いいたします。

Japan Post (JST)
2013/11/05 11:51:15

[Home](#)
① Please do not use Browser Back Button and use "Back" button inside the site.

Verification E-mail is sent.

Please see the E-mail sent to your E-mail address, go to the link in the message and confirm with the Registration code below **WITHIN ONE HOUR.**
You need to re-confirm your E-mail address change.

PLEASE MAKE SURE TO MAKE A NOTE OF REGISTRATION CODE BEFORE CLOSING SCREEN.

Registration code: IS6242

6-⑧. 修正情報の確認 (メールアドレスを変更した方)

- 受信したE-mailに記載のURLを開くと、確認画面が表示されます。



Your change applicant information is accepted.

To continue the applicant information please go to the following URL and enter the Registration code* WITHIN ONE HOUR.

*Verification Code is the 6 characters code appeared on the screen when you finished the Pre-registration.

<http://www.xxxxx.com/REBSC05Entry?q=aaaaa>

Sincerely,
NACCS Center

The screenshot shows a web page for registration code verification. At the top, there is a header "Registration code" and a text prompt: "Please enter the Registration code. Then click the 'Next' button." Below this, the page title is "Registration code" and the instruction reads: "Registration code is the 6 digits code appeared on the screen when you changed your E-mail address." There is a form with a label "Registration code" and a text input field. An example code "example) AA1234" is shown below the input field. To the right of the input field, there is a green checkmark icon and a message: "If you fail to pass the Registration code check, please go back to the top page and retry." At the bottom of the form, there is a blue button labeled "Next >".

6-⑨. 修正情報の確認 (メールアドレスを変更した方)

- [1] に先ほどメモをしたRegistration codeを入力
- [2] のNextボタンへ進む

Advance Filing Rules

Home

© Please do not use Browser Back Button and use "Back" button inside the site.

Verification E-mail is sent.

Please see the E-mail sent to your E-mail address, go to the link in the message and confirm with the Registration code below **WITHIN ONE HOUR**. You need to re-confirm your E-mail address.

PLEASE MAKE SURE TO MAINTAIN THE TIME OF REGISTRATION CODE SCREEN CLOSING SCREEN.

Registration code: IS6242

Registration code

Please enter the Registration code. Then click the "Next" button.

Registration code

Registration code is the 6 digits code appeared on the screen when you changed your E-mail address.

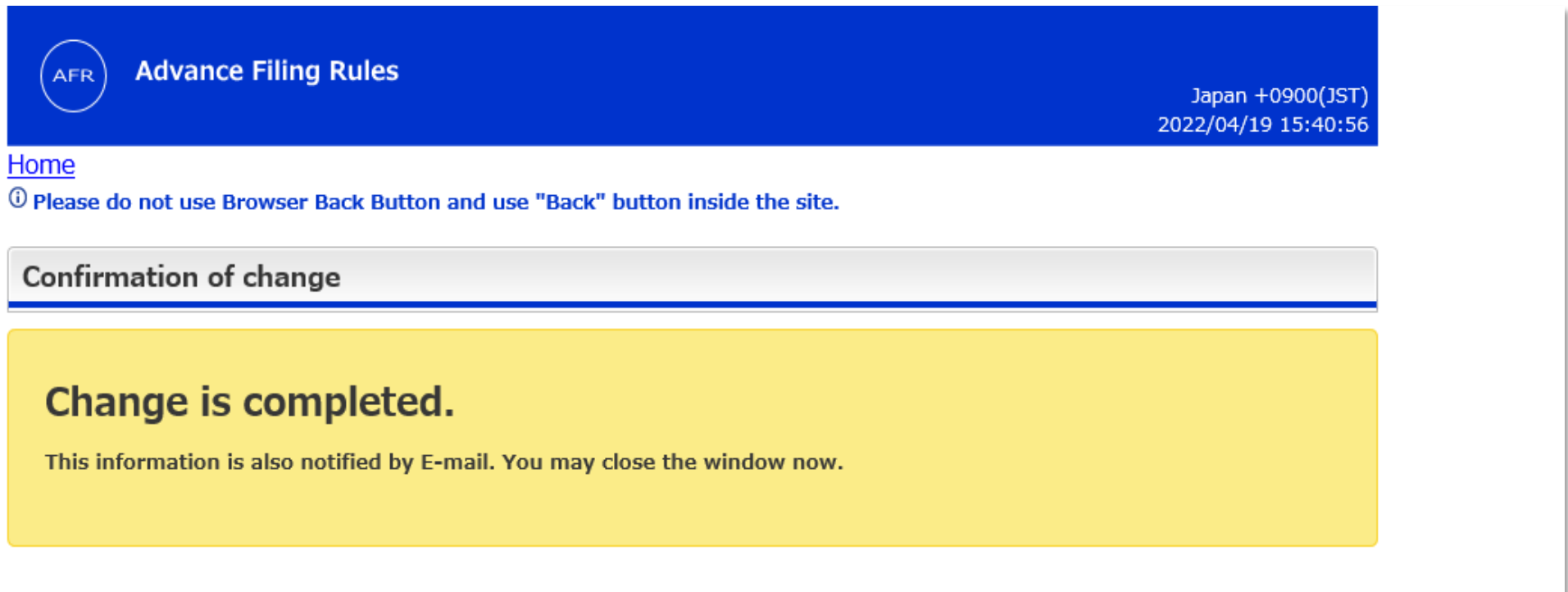
Registration code [1]

[2] Next >

If you fail to pass the Registration code check, please go back to the top page and retry.

6 -⑩. 修正情報の確認 (メールアドレスを変更した方)

- こちらの画面が表示されたら修正完了です。



The screenshot shows the top navigation bar of the 'Advance Filing Rules' website. The header is blue with the 'AFR' logo and the text 'Advance Filing Rules'. On the right side of the header, it displays 'Japan +0900(JST)' and the date and time '2022/04/19 15:40:56'. Below the header, there is a link for 'Home' and a warning message: 'Please do not use Browser Back Button and use "Back" button inside the site.' The main content area has a grey header for 'Confirmation of change' and a large yellow box containing the message: 'Change is completed. This information is also notified by E-mail. You may close the window now.'

申請者IDの確認・更新作業は以上となります。
ありがとうございました。



人・物・国をつなぐ

NACCS

Nippon Automated Cargo And Port Consolidated System